

Oracle Banking APIs

Web Service Username Token Configuration Guide

Release 18.1.0.0.0

Part No. E94092-01

April 2018

ORACLE®

Web Service Username Token Configurations Guide

April 2018

Oracle Financial Services Software Limited

Oracle Park

Off Western Express Highway

Goregaon (East)

Mumbai, Maharashtra 400 063

India

Worldwide Inquiries:

Phone: +91 22 6718 3000

Fax: +91 22 6718 3001

www.oracle.com/financialservices/

Copyright © 2018, Oracle and/or its affiliates. All rights reserved.

Oracle and Java are registered trademarks of Oracle and/or its affiliates. Other names may be trademarks of their respective owners.

U.S. GOVERNMENT END USERS: Oracle programs, including any operating system, integrated software, any programs installed on the hardware, and/or documentation, delivered to U.S. Government end users are “commercial computer software” pursuant to the applicable Federal Acquisition Regulation and agency-specific supplemental regulations. As such, use, duplication, disclosure, modification, and adaptation of the programs, including any operating system, integrated software, any programs installed on the hardware, and/or documentation, shall be subject to license terms and license restrictions applicable to the programs. No other rights are granted to the U.S. Government.

This software or hardware is developed for general use in a variety of information management applications. It is not developed or intended for use in any inherently dangerous applications, including applications that may create a risk of personal injury. If you use this software or hardware in dangerous applications, then you shall be responsible to take all appropriate failsafe, backup, redundancy, and other measures to ensure its safe use. Oracle Corporation and its affiliates disclaim any liability for any damages caused by use of this software or hardware in dangerous applications.

This software and related documentation are provided under a license agreement containing restrictions on use and disclosure and are protected by intellectual property laws. Except as expressly permitted in your license agreement or allowed by law, you may not use, copy, reproduce, translate, broadcast, modify, license, transmit, distribute, exhibit, perform, publish or display any part, in any form, or by any means. Reverse engineering, disassembly, or decompilation of this software, unless required by law for interoperability, is prohibited.

The information contained herein is subject to change without notice and is not warranted to be error-free. If you find any errors, please report them to us in writing.

This software or hardware and documentation may provide access to or information on content, products and services from third parties. Oracle Corporation and its affiliates are not responsible for and expressly disclaim all warranties of any kind with respect to third-party content, products, and services. Oracle Corporation and its affiliates will not be responsible for any loss, costs, or damages incurred due to your access to or use of third-party content, products, or services.

Table of Contents

1. Preface	4
1.1 Intended Audience	4
1.2 Documentation Accessibility	4
1.3 Access to OFSS Support	4
1.4 Structure.....	4
1.5 Related Information Sources.....	4
2. Anonymous User Configuration	5

1. Preface

1.1 Intended Audience

This document is intended for the following audience:

- Customers
- Partners

1.2 Documentation Accessibility

For information about Oracle's commitment to accessibility, visit the Oracle Accessibility Program website at <http://www.oracle.com/pls/topic/lookup?ctx=acc&id=docacc>.

1.3 Access to OFSS Support

Oracle customers have access to electronic support through My Oracle Support. For information, visit

<http://www.oracle.com/pls/topic/lookup?ctx=acc&id=info> or visit <http://www.oracle.com/pls/topic/lookup?ctx=acc&id=trs> if you are hearing impaired.

1.4 Structure

This manual is organized into the following categories:

Preface gives information on the intended audience. It also describes the overall structure of the User Manual.

The subsequent chapters describes following details:

- Prerequisite
- UI Deployment
- Configuration / Installation

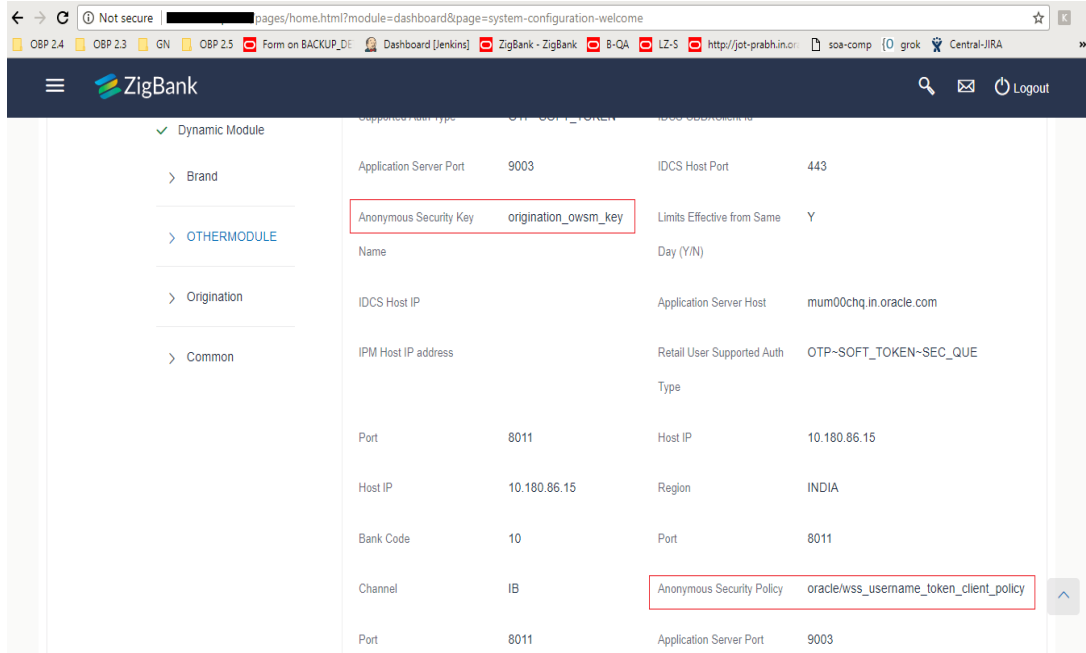
1.5 Related Information Sources

For more information on Oracle Banking APIs Release 18.1.0.0.0, refer to the following documents:

- Oracle Banking APIs Licensing Guide
- Oracle Banking APIs Security Guide

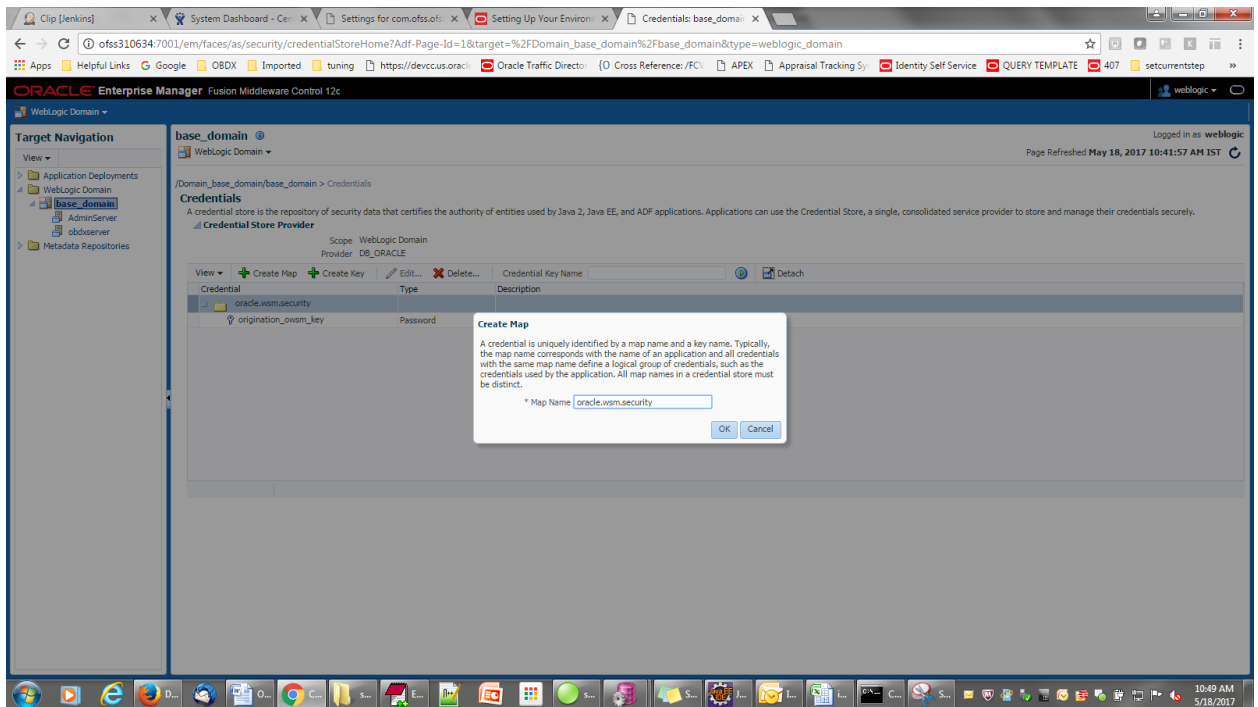
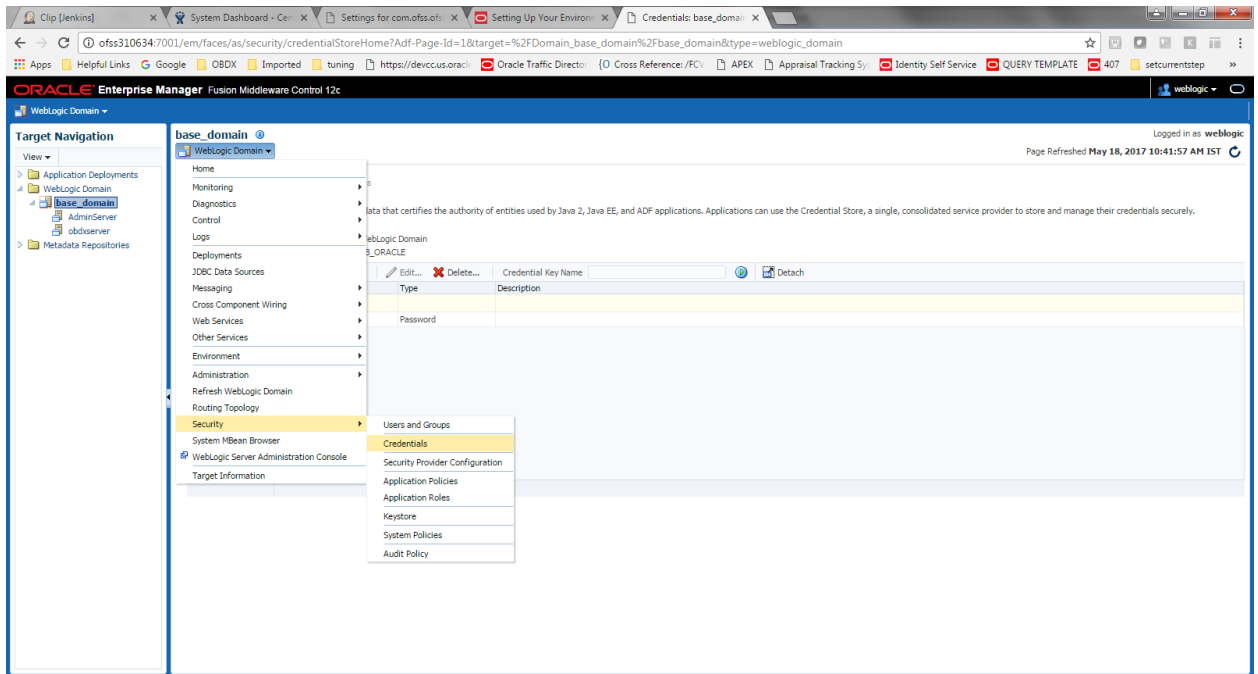
2. Anonymous User Configuration

- Insert/Update security policy to be used in the field in **Anonymous Security Policy** at Day1 (defaulted to “oracle/wss_username_token_client_policy”)



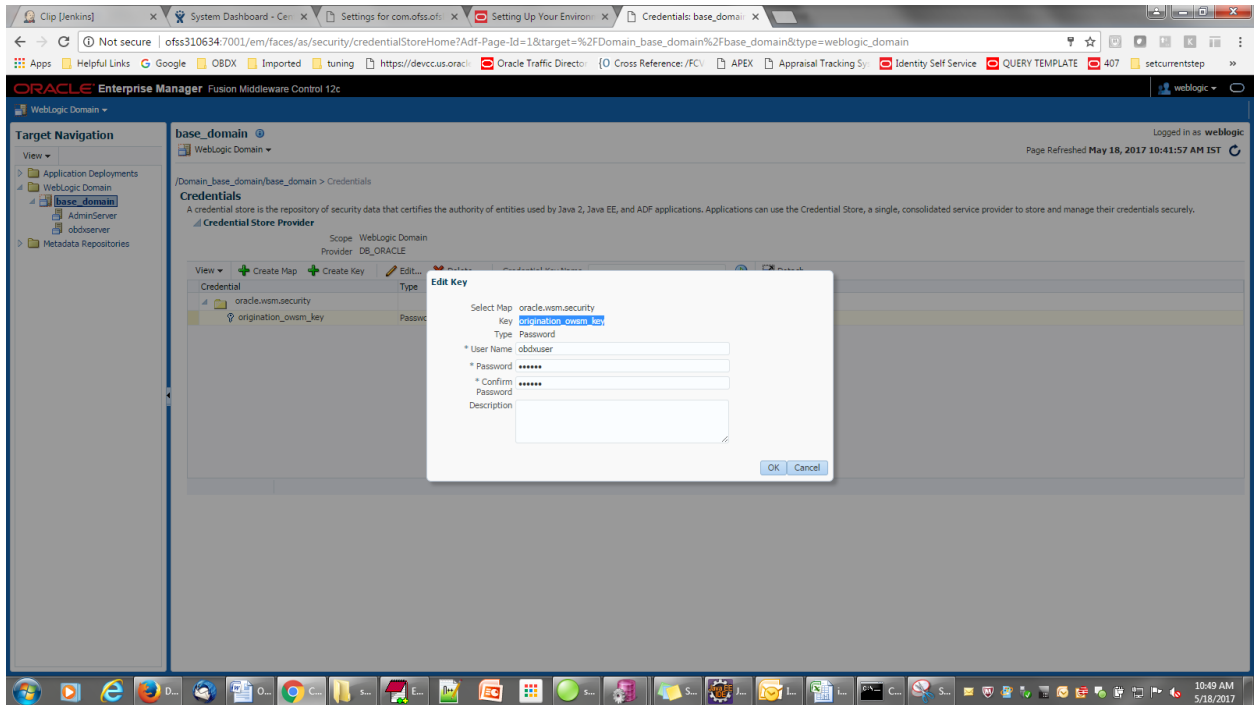
- Insert/Update security policy key to be used in the field in **Anonymous Security Key** at Day1 (defaulted to “origination_owsm_key”)
- Name should match with credential key stored inside the credential store repository.
- Create a map named “**oracle.wsm.security**” in credential store provider.

Anonymous User Configuration



- Create credential key and provide username & password which will be used for authentication and authorization at OBP.

Anonymous User Configuration



- JAXWSFactory reads the anonymous security policy and key name from digx_fw_config_out_ws_cfg_b table. It then matches this key name with of credential store provider. If match is successful, username & password is read and anonymous user is replaced with this username and used further for authentication & authorization at OBP.

[Home](#)